

# SOT23 SILICON HIGH CURRENT SCHOTTKY BARRIER DIODE "SuperBAT"

## ZHCS756

ISSUE 1- NOVEMBER 1997 ☺

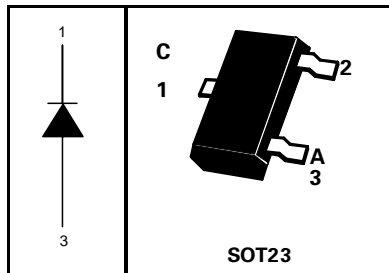
### FEATURES:

- Low  $V_F$
- High Current Capability

### APPLICATIONS:

- DC - DC converters
- Mobile telecomms
- PCMCIA

PARTMARK DETAIL: S76



### ABSOLUTE MAXIMUM RATINGS.

PARAMETER	SYMBOL	VALUE	UNIT
Continuous Reverse Voltage	$V_R$	60	V
Forward Current (Continuous)	$I_F$	750	mA
Forward Voltage @ $I_F = 750\text{mA}$	$V_F$	610	mV
Average Peak Forward Current; D.C. = 50%	$I_{FAV}$	1500	mA
Non Repetitive Forward Current $t \leq 100\mu\text{s}$ $t \leq 10\text{ms}$	$I_{FSM}$	12 5	A A
Power Dissipation at $T_{amb} = 25^\circ\text{C}$	$P_{tot}$	500	mW
Storage Temperature Range	$T_{stg}$	-55 to + 150	$^\circ\text{C}$
Junction Temperature	$T_j$	125	$^\circ\text{C}$

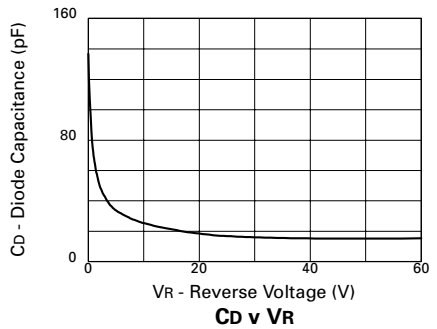
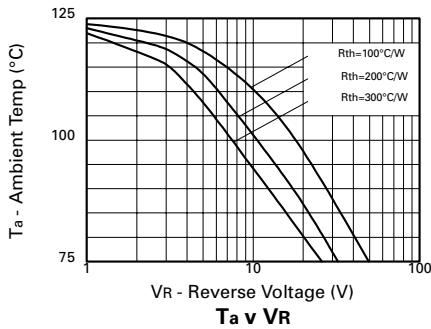
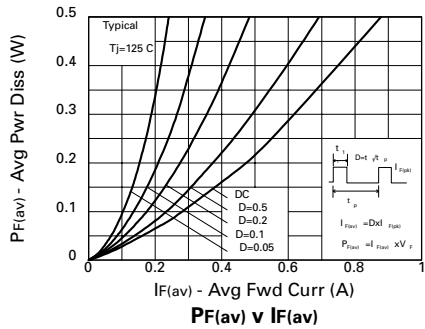
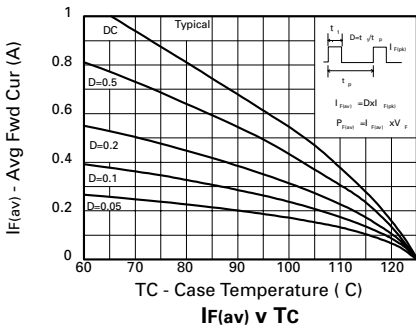
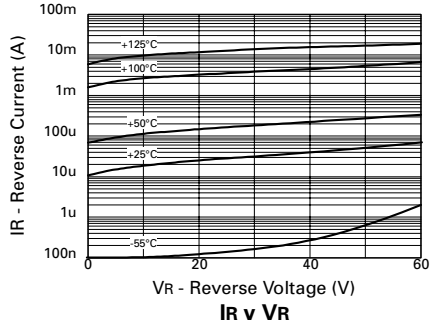
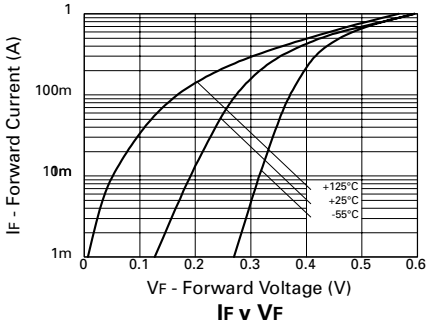
### ELECTRICAL CHARACTERISTICS (at $T_{amb} = 25^\circ\text{C}$ unless otherwise stated).

PARAMETER	SYMBOL	MIN.	TYP.	MAX.	UNIT	CONDITIONS.
Reverse Breakdown Voltage	$V_{(BR)R}$	60	80		V	$I_R = 300\mu\text{A}$
Forward Voltage	$V_F$		250 285 350 440 520 600 760	290 330 410 500 610 700 900	mV mV mV mV mV mV mV	$I_F = 50\text{mA}^*$ $I_F = 100\text{mA}^*$ $I_F = 250\text{mA}^*$ $I_F = 500\text{mA}^*$ $I_F = 750\text{mA}^*$ $I_F = 1000\text{mA}^*$ $I_F = 1500\text{mA}^*$
Reverse Current	$I_R$		50	100	$\mu\text{A}$	$V_R = 45\text{V}$
Diode Capacitance	$C_D$		17		pF	$f = 1\text{MHz}, V_R = 25\text{V}$
Reverse Recovery Time	$t_{rr}$		12		ns	switched from $I_F = 500\text{mA}$ to $I_R = 500\text{mA}$ Measured at $I_R = 50\text{mA}$

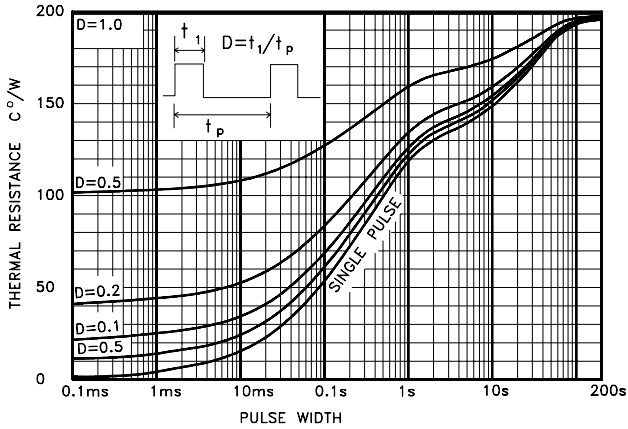
\*Measured under pulsed conditions. Pulse width= 300 $\mu\text{s}$ ; duty cycle  $\leq 2\%$ .

# ZHCS756

## TYPICAL CHARACTERISTICS



## TYPICAL CHARACTERISTICS



MAXIMUM TRANSIENT THERMAL RESISTANCE

\* Reference above figure, devices were mounted on a 15mmx15mm ceramic substrate.